



Jets Hard Button
Opens *Jets* menu

Options Hard Button
Accesses spa settings








Soft Buttons (4)
Control functions, which change on screen nearest each soft button

Lights Hard Button
Opens *Underwater Lighting* menu

Back Hard Button
Returns to previous screen

Home Screen
Displays *Home* soft button functions and actual spa temp

Spa Status Indicators

						
READY	Summer timer	Zone lighting	Spa or Temp lock	Jets (flashes for cleaning cycle)	Water care system (optional)	POWER
Water is near set temp						Systems are normal


To get started:

Press any button to “wake” the control panel to *Home* screen


To get back to Home screen:

1. Use  to go back to previous screen
2. Continue to press  until *Home* screen appears

To control jets:

1. Press 
2. Use soft buttons to control jet pump(s)

To control lighting:

1. Press  for *Underwater Lighting* menu
2. Use **Dim** and **Color** soft buttons to adjust underwater lights
3. Press **Additional Lighting** soft button for additional zones
4. Use **Color** soft button to select color of above water zones
5. Use soft buttons to turn each above water light zone on/off


To control Moonlight™ Wireless sound system (optional):

1. In *Home* screen, press **Media** soft button
2. Use **Moonlight** soft button to turn system on
3. Use **Function** soft button to access volume and iPod® control

To rotate the screen display 180°:

Press and hold  for 3 seconds


To adjust set temperature:

1. Press 
2. Press **Temperature** soft button
3. Use soft buttons to increase/decrease temperature
4. Use **Temp Lock** soft button to turn Temp Lock on/off

To program the Memory feature:


1. Set jets and lights as you like them, then press the **All Off** soft button in *Home* screen
2. In *Home* screen press **Memory** soft button to restore saved jets and lights settings

To activate Spa Lock:

1. Press 
2. Press **Set Up** soft button
3. Press **Spa Lock** soft button to show the word “On”

To Unlock: Hold  and  for 3 seconds

To change the language or return to English:

1. Press 
2. Press **Set Up** (upper right) soft button
3. Press **Languages** (lower right) soft button to scroll through languages

